

8

7

6

5

4

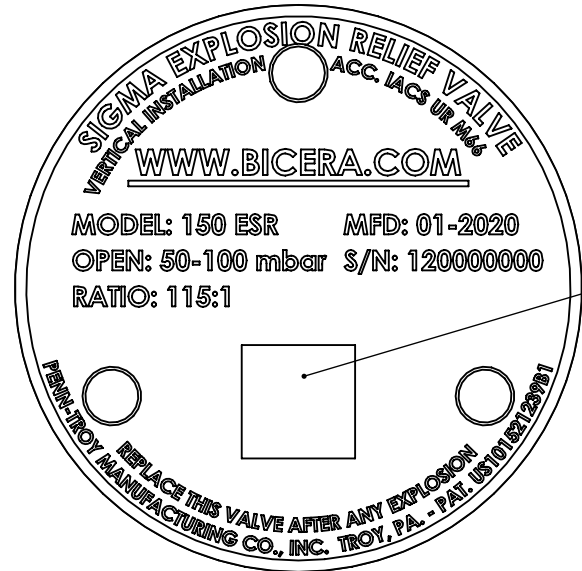
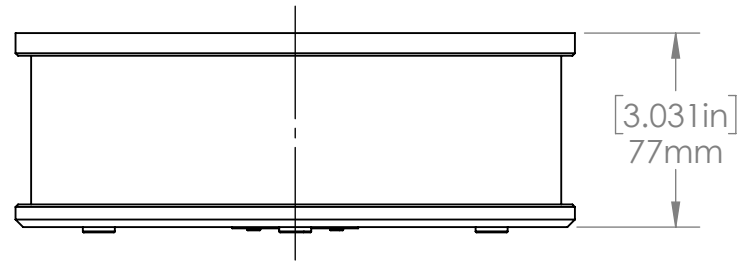
3

2

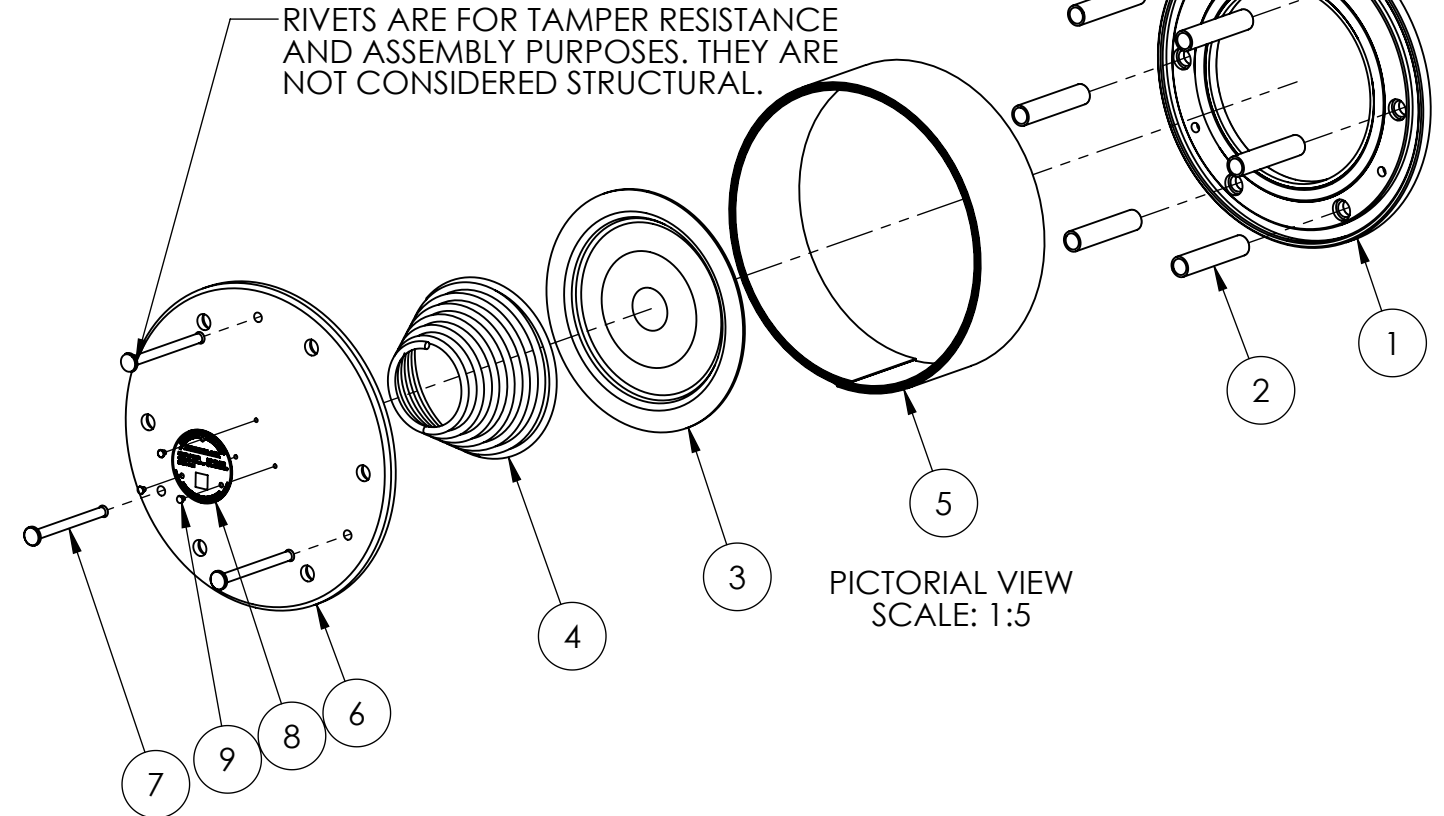
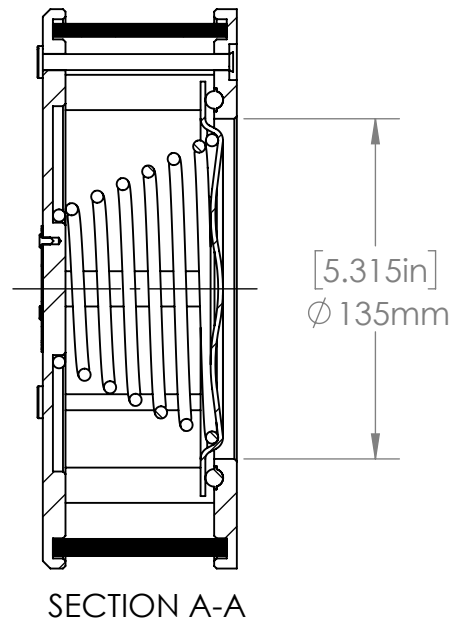
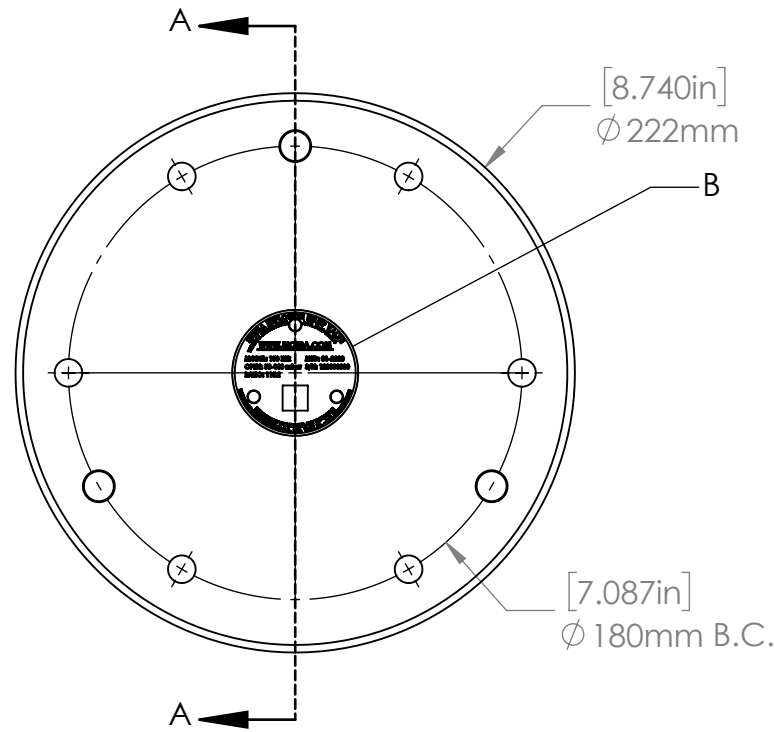
1

BOM TABLE

ITEM NO.	PART NO.	DESCRIPTION	QTY.	MAT'L.	DWG. NO.
1	M150ESR-10	Carrier	1	Stl	BV-001293-SIG
2	M150ESR-20	Spacer Tube	6	SS	BV-001541-SIG
3	P150ESR-30	Valve Plate	1	Stl	BV-001509-SIG
4	P150ESR-40	Spring	1	SS	BV-001893-SIG
5	P150ESR-50	Flame Arrester	1	SS	BV-001515-SIG
6	M150ESR-60	Cap	1	Stl	BV-001510-SIG
7	P150ESR-70	Assy. Rivet	3	SS	BV-001550-SIG
8	P74-514/BA	Service Tag	1	Alum	BV-001530-SIG
9	UDRIVESCREW	Drive Tack	3	Stl/Zn	PT-001772-GEN



DETAIL B
SCALE 3 : 2



PICTORIAL VIEW
SCALE: 1:5

NOTES:

- RECOMMENDED MOUNTING HARDWARE
 - 6 X M10 SCREWS (3/8")
 - TORQUE TO 20.34N-M (15 FT-LBS.) MAX
- OPENING PRESSURE 0.05 - 0.10 BAR (0.73 - 1.45 PSI)
- PROTECTS 1.245M³ (43.96 FT³) OF CRANKCASE VOLUME
- TESTED FOR VERTICAL INSTALLATION

NOTE: BREAK ALL SHARP EDGES



DRAWN BY	MKK	MATERIAL	Steel/SS
DRAWN DATE	Feb 14, 2020	WEIGHT	5.432 kg.
ENG. APPR.	MKK	CRITICAL TO QUALITY DIMENSIONS ARE MARKED THUS: (XX)	UNLESS OTHERWISE SPECIFIED: DIMENSIONS ARE IN MILLIMETERS [INCHES] ALL DIMENSIONS ARE REFERENCE ONLY
MFG. APPR.	MJP		
PROD. APPR.	WJJ		
Q.C. APPR.	AP		
PURCH. APPR.	DJP	DO NOT SCALE DRAWING	

TITLE:			Sigma Valve
			SIGMA 150 ESR Assy.
DWG. NO.			BV-001542-SIG
SIZE	PART NO.	REV	
B	150ESR	A-01	
SCALE:	1:3	SHEET	1 OF 1

REVISIONS	
ZONE	DESCRIPTION

8

7

6

5

4

3

2

1